


Polycrystalline Cells

PERC Tech



Model: TP56FP

Dimension: 156.75 mm x 156.75 mm ± 0.25 mm
 Thickness: 200µm ± 20µm

Front (-): 5 x 0.6 mm wide bus bars (silver) with distance 31.2 mm, acid texturized surface with blue silicon nitride AR coating.

Back (+): 1.6 mm wide silver / aluminum soldering pads, aluminum back surface field. Physical Characteristics

Temperature Coefficients

Current Temperature Coefficient	α (Isc)	0.046 %/°C
Voltage Temperature Coefficient	β (Voc)	-0.30 %/°C
Power Temperature Coefficient	γ (Pmax)	-0.37 %/°C

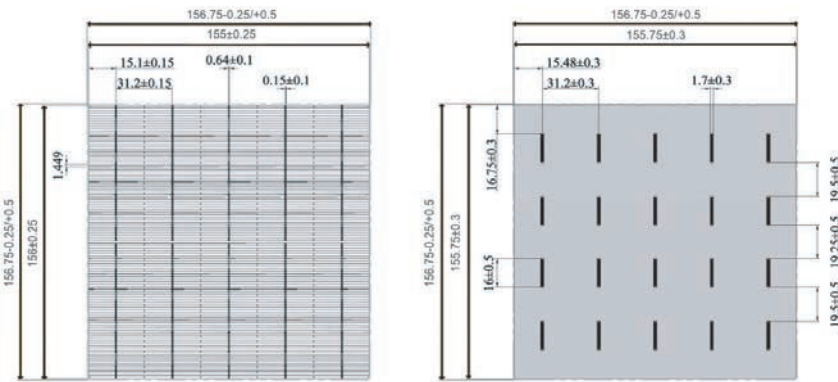
*Standard test condition; AM 1.5, 1000W/m², 25°C

Electrical Characteristics

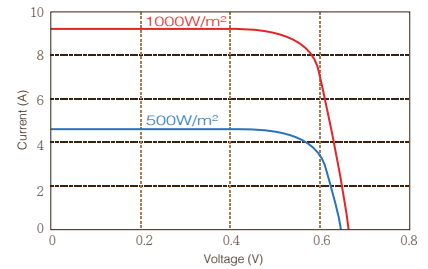
Efficiency	Eff (%)	18.7~18.8	18.8~18.9	18.9~19.0	19.0~19.1	19.1~19.2	19.2~19.3	19.3~19.4	19.4~19.5	19.5~19.6	19.6~19.7	19.7~19.8	19.8~19.9
Power	Pmax (W)	4.61	4.63	4.66	4.68	4.7	4.73	4.75	4.78	4.8	4.83	4.85	4.88
Max. Power Current	Imp (A)	8.57	8.6	8.62	8.64	8.66	8.68	8.7	8.72	8.74	8.76	8.78	8.8
Short Circuit Current	Isc (A)	9.06	9.09	9.11	9.13	9.15	9.18	9.21	9.23	9.25	9.26	9.27	9.28
Max. Power Voltage	Vmp (V)	0.5374	0.5387	0.5402	0.5415	0.5428	0.544	0.5447	0.546	0.5472	0.5487	0.5499	0.5512
Open Circuit Voltage	Voc (V)	0.632	0.634	0.635	0.636	0.637	0.638	0.639	0.64	0.642	0.643	0.645	0.646

*Data under standard testing conditions (STC): 1000W/m², AM1.5, 25°C, efficiency tolerance; average +3%/-0.1% absolute.

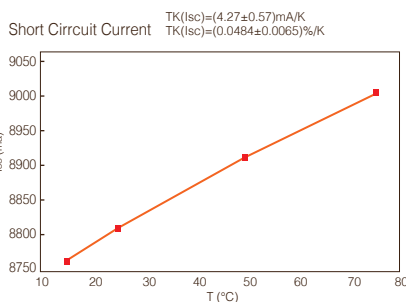
Conductor Patterns (unit: mm)



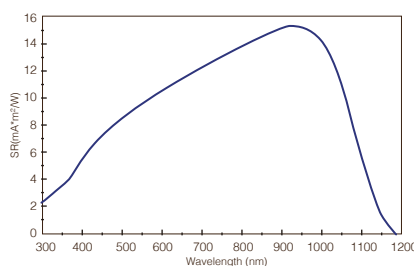
Typical IV Curve



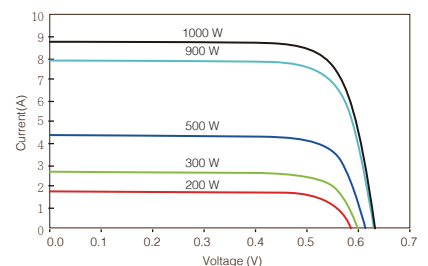
Calculated Temperature Coefficients



Typical Spectral Response



Typical Current-Voltage Curve



Package: Typical package for one carton contains 1,200 cells. The cells are sealed in cell box every 100 PCs.

* The datasheet is for informational purposes only and subject to change without prior notice.