

Monocrystalline Cells

PERC BIFACIAL



Model: TM58CPB

Dimension: 158.75 mm x 158.75 mm ± 0.25 mm
 Thickness: 160µm ± 20µm, diameter: 223 ± 0.25mm

Front (-): 5 x 0.4 mm wide bus bars (silver) with distance 31.2 mm, acid texturized surface with blue silicon nitride AR coating.

Back (+): 2.9 mm wide silver / aluminum soldering pads, aluminum back surface field. Physical Characteristics

Temperature Coefficients

Current Temperature Coefficient	α (Isc)	0.04 %/°C
Voltage Temperature Coefficient	β (Voc)	-0.36 %/°C
Power Temperature Coefficient	γ (Pmax)	-0.36 %/°C



*Standard test condition; AM 1.5, 1000W/m², 25°C

Electrical Characteristics

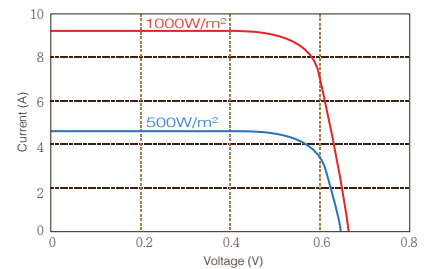
No	Efficiency (%)	Pmpp (W)	Umpp (V)	Impp (A)	Voc (V)	Isc (A)
01	22.60	5.70	0.582	9.719	0.6885	10.256
02	22.50	5.67	0.581	9.705	0.6871	10.245
03	22.40	5.64	0.579	9.692	0.6858	10.235
04	22.30	5.62	0.578	9.678	0.6842	10.225
05	22.20	5.59	0.576	9.666	0.6830	10.214
06	22.10	5.57	0.575	9.655	0.6813	10.204
07	22.00	5.54	0.572	9.641	0.6779	10.182
08	21.90	5.52	0.571	9.629	0.6768	10.174
09	21.80	5.49	0.569	9.616	0.6750	10.161
10	21.70	5.47	0.567	9.604	0.6731	10.149
11	21.60	5.44	0.566	9.591	0.6712	10.136
12	21.50	5.42	0.564	9.578	0.6694	10.124
13	21.40	5.39	0.562	9.566	0.6675	10.111

*Data under standard testing conditions (STC): 1000W/m², AM1.5, 25°C, efficiency tolerance; average +3%/-0.1% absolute.

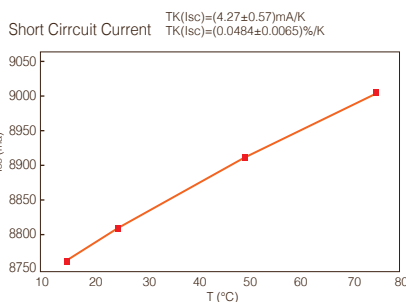
Conductor Patterns (unit: mm)



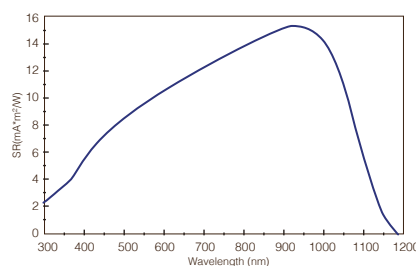
Typical IV Curve



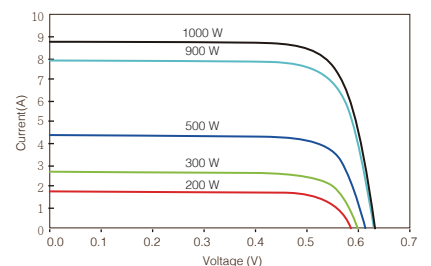
Calculated Temperature Coefficients



Typical Spectral Response



Typical Current-Voltage Curve



Package: Typical package for one carton contains 1,200 cells. The cells are sealed in cell box every 100 PCs.

* The datasheet is for informational purposes only and subject to change without prior notice.