


INFO



12-year Warranty for Materials and Processing



30-year Warranty for Extra Linear Power Output



Double Glass / Full Black Module
T96M-NM10PD-FB(360-375)

Solar Cells With PERC Technology
High Efficiency MONO Solar Module

FEATURE

Excellent technical advantages and system design scheme to achieve high reliability, power generation effective gain and EPC cost reduction. Products can match different installation conditions, taking into account high adaptability and high compatibility. With mature support and inverter scheme, customized design for industrial and commercial and centralized ground power stations.



Advance production process
Optimized MBB design
Non-destructive cutting



Superior quality control
Full automatic production line
ISO 9000:2015 Quality Management System
100% three times EL and appearance inspection



Excellent power generation performance
0~+5 positive power tolerance
Improved low light irradiance performance



Stable mechanical performance
Passed rigorous hail test
Withstands 5400 Pa Snow and 2400 Pa wind loads



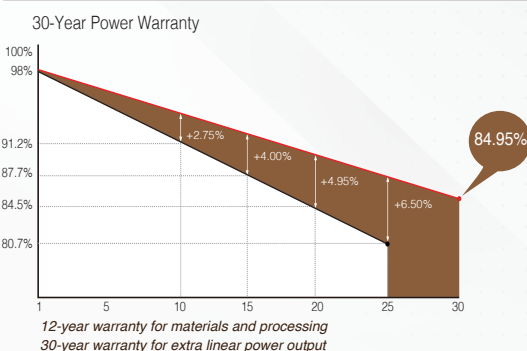
Long weather resistance
Excellent anti- PID performance
Certified in fireproofing for safety

CERTIFICATION



TUV: IEC/EN 61215, IEC/EN 61730
GB/T 19001-2016 / ISO 9001:2015
GB/T 24001-2016 / ISO 14001:2015
CHSAS: 18001:2007
CNAS-CL01: ISO/IEC 17025:2017

QUALITY ASSURANCE



TAMRONS ACTIVE INTERNATIONAL LIMITED

www.tamrons.com | sales@tamrons.com
©2023 TAMRONS ACTIVE INTERNATIONAL LIMITED.



T96M-NM10PD-FB

M10 N-type 96 Half-Cut Cell | MBB Mono PERC | Double Glass | Full Black Module

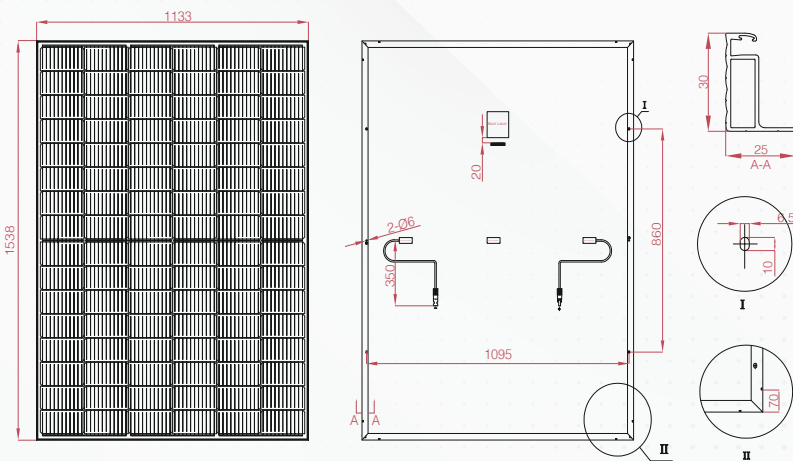


ELECTRICAL PARAMETERS

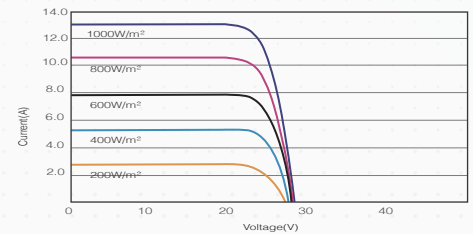
* Measurement tolerance: Pmax:±3%, Voc:±3%, Isc:±5%.

Module Type	T96M-NM10PD-	FB360	FB365	FB370	FB375
STC AM1.5, 1000W/m ² Cell Temperature 25°C	Max. Power at STC (Pmpp/W)	360	365	370	375
	Output Tolerance (W)	0+5	0+5	0+5	0+5
	Max. Power Voltage (Vmp/V)	27.89	28.08	28.27	28.46
	Max. Power Current (Imp/A)	12.91	13.00	13.09	13.18
	Open Circuit Voltage (Voc/V)	33.76	33.99	34.22	34.45
	Short Circuit Current (Isc/A)	13.64	13.73	13.83	13.92
	Module Efficiency (%)	20.66	20.95	21.24	21.53
NOCT AM1.5, 800W/m ² Ambient Temperature 20°C Wind Speed 1m/s	Max. Power at NOCT (Pmpp/W)	271.58	275.35	279.12	282.90
	Max. Power Voltage (Vmp/V)	26.17	26.35	26.53	26.71
	Max. Power Current (Imp/A)	10.41	10.48	10.56	10.63
	Open Circuit Voltage (Voc/V)	32.24	32.46	32.68	32.90
	Short Circuit Current (Isc/A)	11.01	11.09	11.16	11.24

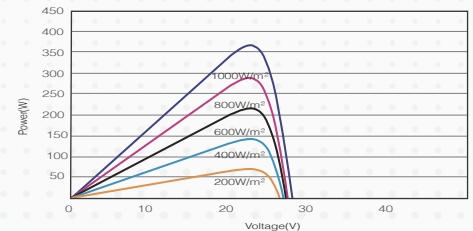
DIMENSIONS OF PV MODULE



I - V CURVES OF PV MODULE



P - V CURVES OF PV MODULE



MECHANICAL DATA

Solar Cells (mm)	182 x 91 N-type Mono PERC
Cell Orientation	96 Cells (6 x 16)
Module Dimensions (L*W*H)	1538 x 1133 x 30mm
Weight (Kg)	21.3 kg
Glass	2.0mm low-iron tempered suede glass
Backsheet	Black
Frame	Black anodized aluminum alloy
J-Box	IP68, 3 bypass diodes
Cables	Length 350mm, 1x4.0mm ²
Connector	MC4 and MC4 Compatible

TEMPERATURE RATINGS

NMOT	45°C (±2°C)
Temperature Coefficient of Pmax	-0.3%/°C
Temperature Coefficient of Voc	-0.249%/°C
Temperature Coefficient of Isc	+0.045%/°C

MAXIMUM RATING

Operational Temperature (°C)	-40°C to +85°C
Maximum System Voltage (VDC)	1500
Max Series Fuse Rating (A)	25
Mechanical Load Front (Pa)	5,400
Mechanical Load Back (Pa)	2,400

PACKING CONFIGURATION

Module per box: 36 Pieces

MODULE PER CONTAINER

1008 PCs / 40'HC

CAUTION: READ SAFETY AND INSTALLATION INSTRUCTIONS BEFORE USING THE PRODUCTS.

©2023 TAMRONS ACTIVE INTERNATIONAL LIMITED. Specification included in this datasheet are subject to change without notice.