

# M10



12-year Warranty for Materials and Processing



25-year Warranty for Extra Linear Power Output



## Full Black Module T144M-M10P-FB(515-525)

### Solar Cells With PERC Technology High Efficiency MONO Solar Module

#### FEATURE

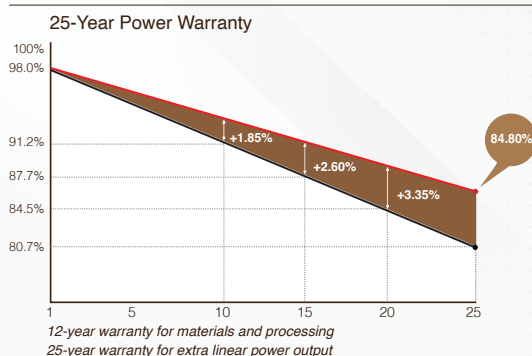
Excellent technical advantages and system design scheme to achieve high reliability, power generation effective gain and EPC cost reduction. Products can match different installation conditions, taking into account high adaptability and high compatibility. With mature support and inverter scheme, customized design for industrial and commercial and centralized ground power stations.

#### CERTIFICATION



TUV: IEC/EN 61215, IEC/EN 61730  
GB/T 19001-2016 / ISO 9001:2015  
GB/T 24001-2016 / ISO 14001:2015  
CHSAS: 18001:2007  
CNAS-CL01: ISO/IEC 17025:2017

#### QUALITY ASSURANCE



Advance production process  
Optimized MBB design  
Non-destructive cutting



Superior quality control  
Full automatic production line  
ISO 9000:2015 Quality Management System  
100% three times EL and appearance inspection



Excellent power generation performance  
0~+5 positive power tolerance  
Improved low light irradiance performance



Stable mechanical performance  
Passed rigorous hail test  
Withstands 5400 Pa Snow and 2400 Pa wind loads



Long weather resistance  
Excellent anti- PID performance  
Certified in fireproofing for safety



TAMRONS ACTIVE INTERNATIONAL LIMITED

www.tamrons.com | sales@tamrons.com  
©2023 TAMRONS ACTIVE INTERNATIONAL LIMITED.



# T144M-M10P-FB

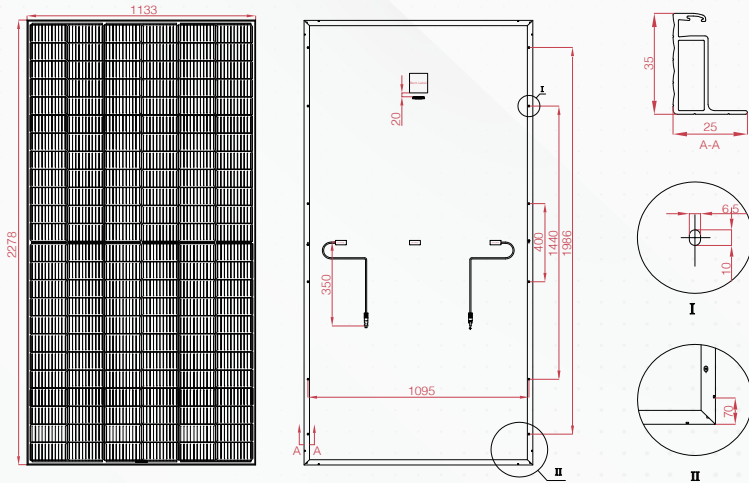
M10 144 Half-Cut Cell | MBB Mono PERC | Full Black Module

## ELECTRICAL PARAMETERS

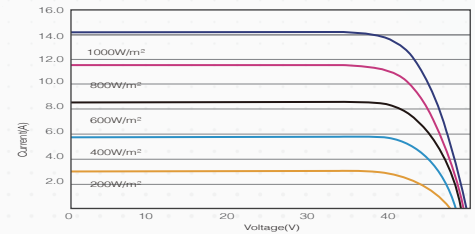
\* Measurement tolerance: Pmax:±3%, Voc:±3%, Isc:±5%.

Module Type	T144M-M10P-	FB515	FB520	FB525
<b>STC</b> AM1.5, 1000W/m <sup>2</sup> Cell Temperature 25°C	Max. Power at STC (Pmpp/W)	515	520	525
	Output Tolerance (W)	0+5	0+5	0+5
	Max. Power Voltage (Vmp/V)	40.08	40.21	40.34
	Max. Power Current (Imp/A)	12.85	12.94	13.02
	Open Circuit Voltage (Voc/V)	48.55	48.71	48.87
	Short Circuit Current (Isc/A)	13.53	13.62	13.7
	Module Efficiency (%)	19.96	20.15	20.35
<b>NOCT</b> AM1.5, 800W/m <sup>2</sup> Ambient Temperature 20°C Wind Speed 1m/s	Max. Power at NOCT (Pmpp/W)	383.28	386.99	390.72
	Max. Power Voltage (Vmp/V)	37.29	37.41	37.53
	Max. Power Current (Imp/A)	10.28	10.35	10.41
	Open Circuit Voltage (Voc/V)	45.83	45.98	46.13
	Short Circuit Current (Isc/A)	10.93	11.00	11.06

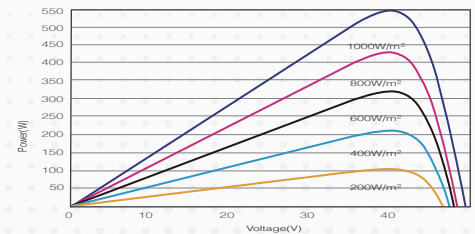
## DIMENSIONS OF PV MODULE



## I - V CURVES OF PV MODULE



## P - V CURVES OF PV MODULE



## MECHANICAL DATA

Solar Cells (mm)	182 x 91 Mono PERC
Cell Orientation	144 Cells (6 x 24)
Module Dimensions (L*W*H)	2278 x 1133 x 30mm
Weight (Kg)	28 kg
Glass	3.2 mm coated tempered glass
Backsheet	Black
Frame	Black anodized aluminum alloy
J-Box	IP68, 3 bypass diodes
Cables	Length 350mm, 1x4.0mm <sup>2</sup>
Connector	MC4 and MC4 Compatible

## TEMPERATURE RATINGS

NMOT	45°C (±2°C)
Temperature Coefficient of Pmax	-0.348%/°C
Temperature Coefficient of Voc	-0.282%/°C
Temperature Coefficient of Isc	+0.055%/°C

## MAXIMUM RATING

Operational Temperature (°C)	-40°C to +85°C
Maximum System Voltage (VDC)	1500
Max Series Fuse Rating (A)	25
Mechanical Load Front (Pa)	5,400
Mechanical Load Back (Pa)	2,400

## PACKING CONFIGURATION

Module per box: 31 Pieces

## MODULE PER CONTAINER

620 PCs / 40'HC

CAUTION: READ SAFETY AND INSTALLATION INSTRUCTIONS BEFORE USING THE PRODUCTS.

©2023 TAMRONS ACTIVE INTERNATIONAL LIMITED. Specification included in this datasheet are subject to change without notice.