

# M6



12-year Warranty for Materials and Processing



25-year Warranty for Extra Linear Power Output

Bifacial Module  
**T120M-M6PB-A(355-370)**

Solar Cells With PERC Technology  
High Efficiency MONO Solar Module

## FEATURE

The product adopts MBB high efficiency PERC cell combined with half cut. It can cope with the rising efficiency and diversification demand of residential roofs, industrial and commercial roofs, and large ground power stations.



Advance production process  
Optimized MBB design  
Double-sided electricit generation



Superior quality control  
Full automatic production line  
ISO 9000:2015 Quality Management System  
100% three times EL and appearance inspection



Excellent power generation performance  
0~+5 positive power tolerance  
Improved low light irradiance performance



Stable mechanical performance  
Passed rigorous hail test  
Withstands 5400 Pa Snow and 2400 Pa wind loads



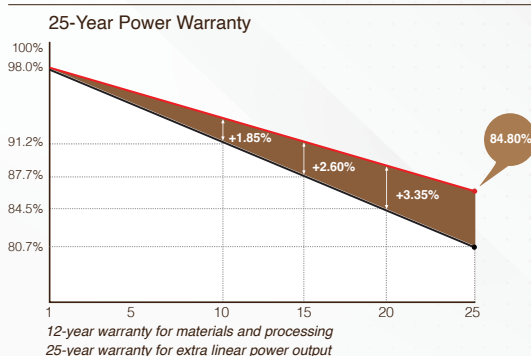
Long weather resistance  
Excellent anti- PID performance  
Certified in fireproofing for safety

## CERTIFICATION



TUV: IEC/EN 61215, IEC/EN 61730  
GB/T 19001-2016 / ISO 9001:2015  
GB/T 24001-2016 / ISO 14001:2015  
CHSAS: 18001:2007  
CNAS-CL01: ISO/IEC 17025:2017

## QUALITY ASSURANCE



TAMRONS ACTIVE INTERNATIONAL LIMITED

www.tamrons.com | sales@tamrons.com  
©2023 TAMRONS ACTIVE INTERNATIONAL LIMITED.



# T120M-M6PB-A

M6-120 Half-Cut Cell | MBB BIFACIAL Mono PERC | White Back Sheet

## ELECTRICAL PARAMETERS

\* Measurement tolerance: Pmax:±3%, Voc:±3%, Isc:±5%.

Module Type	T120M-M6PB-		A355		A360		A365		A370	
	STC	NMOT	STC	NMOT	STC	NMOT	STC	NMOT	STC	NMOT
Maximum Power - Pmax (W)	355	262.89	360	266.6	365	270.3	370	274		
Maximum Power Voltage - Vmpp (V)	33.48	30.96	33.68	31.14	33.88	31.33	34.08	31.51		
Maximum Power Current - Imp (A)	10.61	8.49	10.69	8.56	10.78	8.63	10.86	8.69		
Open Circuit Voltage - Voc (V)	40.75	37.99	40.99	38.22	41.24	38.45	41.48	38.68		
Short Circuit Current - Isc (A)	11.13	8.94	11.22	9.01	11.31	9.09	11.39	9.16		
Module Efficiency (%)	19.49		19.77		20.04		20.32			

STC: irradiance 1,000 W/m<sup>2</sup>; Spectra at AM 1.5; module temperature 25°C. Power output tolerance: 0~+5W. Measuring tolerance of power: ±3%

NMOT: irradiance 800 W/m<sup>2</sup>; Spectra at AM 1.5; Cell temperature 45°C; Ambient temperature 20°C. Wind speed 1m/s

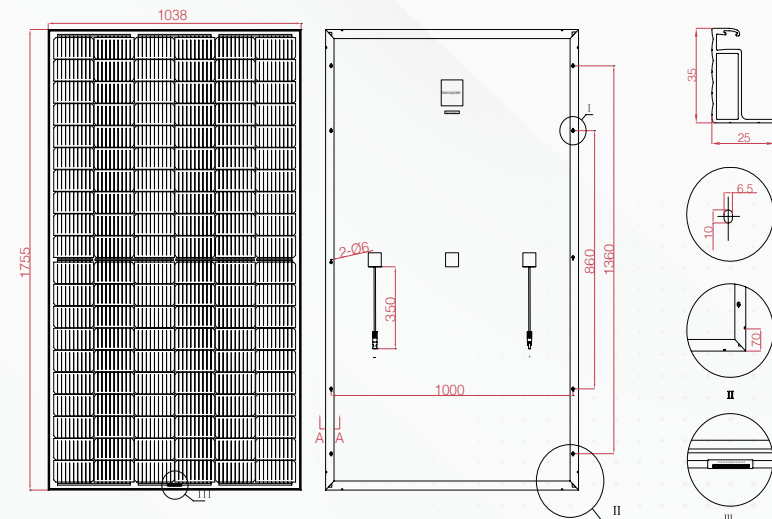
## BIFACIAL REAR SIDE POWER GAIN

Electrical characteristics with different rear side power gain for reference to 365W front.

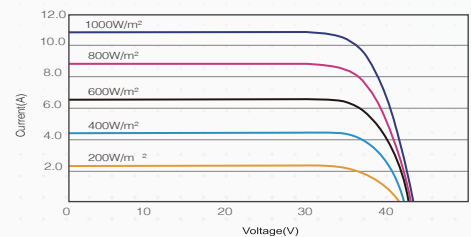
Maximum Power	Pmax Gain	Voc/V	Isc/A	Vmp/V	Imp/A
401.5W	10%	40.28	12.59	33.88	11.86
419.75W	15%	40.3	13.15	33.89	12.39
438W	20%	40.31	13.73	33.9	12.93
456.25W	25%	40.32	14.29	33.91	13.46

Bifacial gain: the additional gain from the rear side compared to the power of the front side at the standard test condition. It depends on mounting (structure, height, tilt angle, etc.) and albedo of the ground.

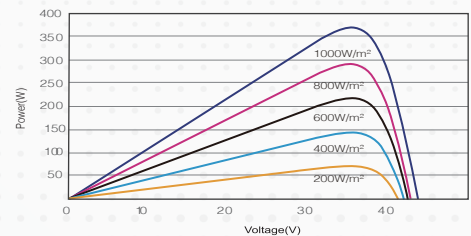
## DIMENSIONS OF PV MODULE



## I - V CURVES OF PV MODULE



## P - V CURVES OF PV MODULE



## MECHANICAL DATA

Solar Cells (mm)	166 x 83 Mono Bifacial	NMOT	45°C (±2°C)
Cell Orientation	120 Cells (6 x 20)	Temperature Coefficient of Pmax	-0.365%/°C
Module Dimensions (L*W*H)	1755 x 1038 x 35mm	Temperature Coefficient of Voc	-0.285%/°C
Weight (Kg)	20 kg	Temperature Coefficient of Isc	+0.055%/°C
Glass	3.2 mm coated tempered glass	<b>MAXIMUM RATING</b>	
Backsheet	Transparent	Operational Temperature (°C)	-40°C to +85°C
Frame	Silver anodized aluminum alloy	Maximum System Voltage (VDC)	1500
J-Box	IP68, 3 bypass diodes	Max Series Fuse Rating (A)	20
Cables	Length 350mm, 1x4.0mm <sup>2</sup>	Mechanical Load Front (Pa)	5,400
Connector	MC4 and MC4 Compatible	Mechanical Load Back (Pa)	2,400

## PACKING CONFIGURATION

Module per box: 31 Pieces

## MODULE PER CONTAINER

858 PCs / 40'HC

CAUTION: READ SAFETY AND INSTALLATION INSTRUCTIONS BEFORE USING THE PRODUCTS.

©2023 TAMRONS ACTIVE INTERNATIONAL LIMITED. Specification included in this datasheet are subject to change without notice.