

M6



12-year Warranty for Materials and Processing



25-year Warranty for Extra Linear Power Output

T120M-M6P-A(360-375)

Solar Cells With PERC Technology High Efficiency MONO Solar Module

FEATURE

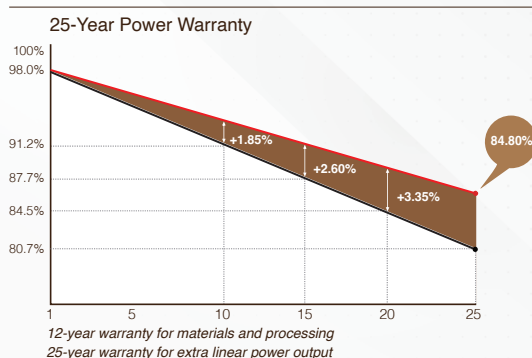
The product adopts MBB high efficiency PERC cell combined with half cut. It can cope with the rising efficiency and diversification demand of residential roofs, industrial and commercial roofs, and large ground power stations.

CERTIFICATION



TUV: IEC/EN 61215, IEC/EN 61730
GB/T 19001-2016 / ISO 9001:2015
GB/T 24001-2016 / ISO 14001:2015
CHSAS: 18001:2007
CNAS-CL01: ISO/IEC 17025:2017

QUALITY ASSURANCE



Advance production process
Optimized MBB design
Non-destructive cutting



Superior quality control
Full automatic production line
ISO 9000:2015 Quality Management System
100% three times EL and appearance inspection



Excellent power generation performance
0~+5 positive power tolerance
Improved low light irradiance performance



Stable mechanical performance
Passed rigorous hail test
Withstands 5400 Pa Snow and 2400 Pa wind loads



Long weather resistance
Excellent anti- PID performance
Certified in fireproofing for safety



TAMRONS ACTIVE INTERNATIONAL LIMITED

www.tamrons.com | sales@tamrons.com
©2023 TAMRONS ACTIVE INTERNATIONAL LIMITED.



T120M-M6P-A

M6-120 Half-Cut Cell | MBB Mono PERC | White Back Sheet

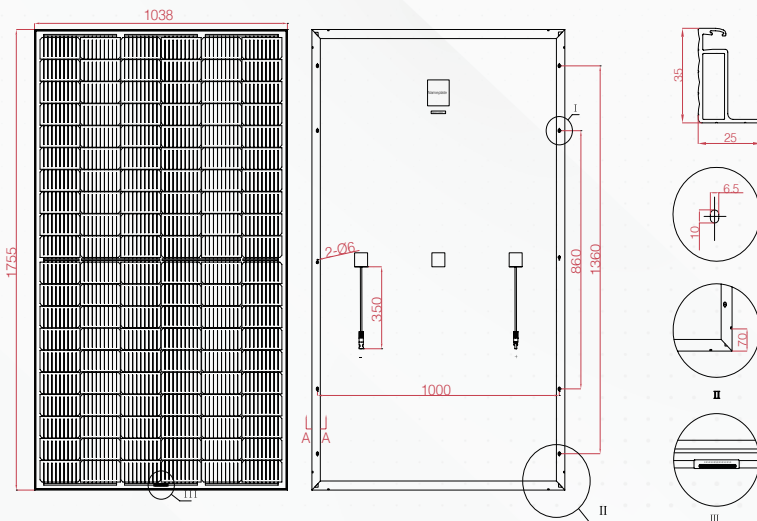


ELECTRICAL PARAMETERS

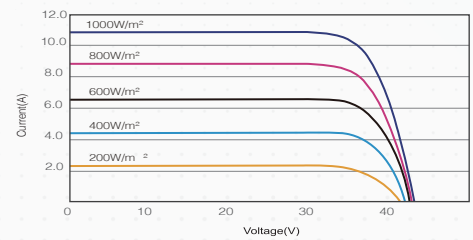
* Measurement tolerance: Pmax:±3%, Voc:±3%, Isc:±5%.

Module Type	T120M-M6P-	A360	A365	A370	A375
STC AM1.5, 1000W/m ² Cell Temperature 25°C	Max. Power at STC (Pmpp/W)	360	365	370	375
	Output Tolerance (W)	0-+5	0-+5	0-+5	0-+5
	Max. Power Voltage (Vmp/V)	33.69	33.89	34.09	34.29
	Max. Power Current (Imp/A)	10.69	10.78	10.86	10.94
	Open Circuit Voltage (Voc/V)	40.92	41.12	41.32	41.56
	Short Circuit Current (Isc/A)	11.22	11.3	11.39	11.46
	Module Efficiency (%)	19.77	20.04	20.32	20.59
NOCT AM1.5, 800W/m ² Ambient Temperature 20°C Wind Speed 1m/s	Max. Power at NOCT (Pmpp/W)	266.59	270.29	273.99	277.69
	Max. Power Voltage (Vmp/V)	31.08	31.28	31.48	31.66
	Max. Power Current (Imp/A)	8.55	8.62	8.69	8.75
	Open Circuit Voltage (Voc/V)	38.18	38.38	38.48	38.7
	Short Circuit Current (Isc/A)	9.01	9.07	9.15	9.21

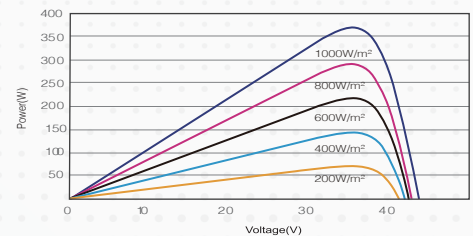
DIMENSIONS OF PV MODULE



I - V CURVES OF PV MODULE



P - V CURVES OF PV MODULE



MECHANICAL DATA

Solar Cells (mm)	166 x 83 Mono PERC
Cell Orientation	120 Cells (6 x 20)
Module Dimensions (L*W*H)	1755 x 1038 x 35mm
Weight (Kg)	20 kg
Glass	3.2 mm coated tempered glass
Backsheet	White
Frame	Silver anodized aluminum alloy
J-Box	IP68, 3 bypass diodes
Cables	Length 350mm, 1x4.0mm ²
Connector	MC4 and MC4 Compatible

TEMPERATURE RATINGS

NMOT	45°C (±2°C)
Temperature Coefficient of Pmax	-0.385%/°C
Temperature Coefficient of Voc	-0.282%/°C
Temperature Coefficient of Isc	+0.055%/°C
MAXIMUM RATING	
Operational Temperature (°C)	-40°C to +85°C
Maximum System Voltage (VDC)	1500
Max Series Fuse Rating (A)	20
Mechanical Load Front (Pa)	5,400
Mechanical Load Back (Pa)	2,400

PACKING CONFIGURATION

Module per box: 31 Pieces

MODULE PER CONTAINER

858 PCs / 40'HC

CAUTION: READ SAFETY AND INSTALLATION INSTRUCTIONS BEFORE USING THE PRODUCTS.

©2023 TAMRONS ACTIVE INTERNATIONAL LIMITED. Specification included in this datasheet are subject to change without notice.